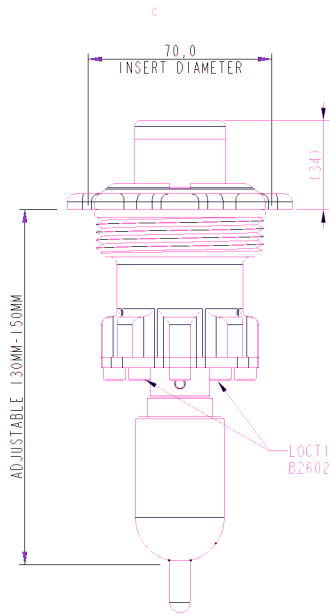
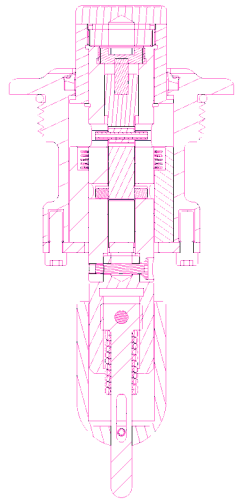


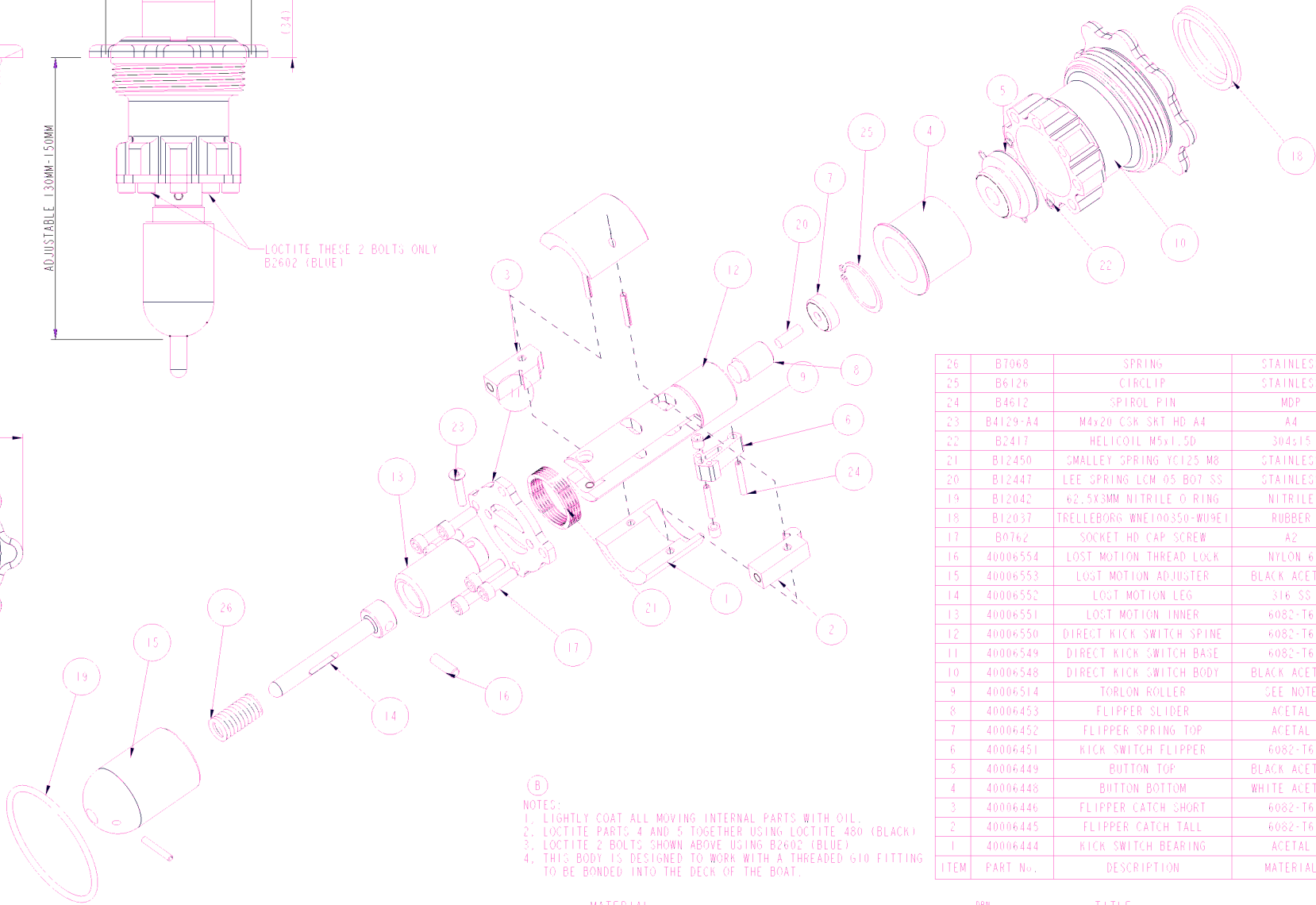

FIRST ANGLE PROJECTION

REMOVE ALL BURRS AND SHARP EDGES

ISSUE B REVISION SEE MOD NOTE MOD No. 12269 DATE 19-Dec-07



LOCTITE THESE 2 BOLTS ONLY B2602 (BLUE)



- NOTES:
 1. LIGHTLY COAT ALL MOVING INTERNAL PARTS WITH OIL.
 2. LOCTITE PARTS 4 AND 5 TOGETHER USING LOCTITE 480 (BLACK)
 3. LOCTITE 2 BOLTS SHOWN ABOVE USING B2602 (BLUE)
 4. THIS BODY IS DESIGNED TO WORK WITH A THREADED G10 FITTING TO BE BONDED INTO THE DECK OF THE BOAT.

26	B7068	SPRING	STAINLESS	1
25	B6126	CIRCLIP	STAINLESS	1
24	B4612	SPIROL PIN	MDP	5
23	B4129-A4	M4x20 CSK SKT HD A4	A4	1
22	B2417	HELICOIL M5x1.5D	304s15	4
21	B12450	SMALLEY SPRING YC125 M8	STAINLESS	1
20	B12447	LEE SPRING LCM 05 B07 SS	STAINLESS	1
19	B12042	Ø2.5X3MM NITRILE O RING	NITRILE	1
18	B12037	TRELLEBORG WNE100350-WU9E1	RUBBER	1
17	B0762	SOCKET HD CAP SCREW	A2	6
16	40006554	LOST MOTION THREAD LOCK	NYLON 6	1
15	40006553	LOST MOTION ADJUSTER	BLACK ACETAL	1
14	40006552	LOST MOTION LEG	316 SS	1
13	40006551	LOST MOTION INNER	6082-T6	1
12	40006550	DIRECT KICK SWITCH SPINE	6082-T6	1
11	40006549	DIRECT KICK SWITCH BASE	6082-T6	1
10	40006548	DIRECT KICK SWITCH BODY	BLACK ACETAL	1
9	40006514	TORLON ROLLER	SEE NOTE	2
8	40006453	FLIPPER SLIDER	ACETAL	1
7	40006452	FLIPPER SPRING TOP	ACETAL	1
6	40006451	KICK SWITCH FLIPPER	6082-T6	1
5	40006449	BUTTON TOP	BLACK ACETAL	1
4	40006448	BUTTON BOTTOM	WHITE ACETAL	1
3	40006446	FLIPPER CATCH SHORT	6082-T6	1
2	40006445	FLIPPER CATCH TALL	6082-T6	1
1	40006444	KICK SWITCH BEARING	ACETAL	2
ITEM	PART No.	DESCRIPTION	MATERIAL	QTY

MATERIAL SEE BOM

ALL DIMENSIONS IN mm DATE 19-Dec-07

TOLERANCES (UNLESS STATED) LINEAR ± ANGULAR ±

FINISH SEE BOM

MODEL NAME: 40100223

SCALE 7:10

TITLE DIRECT FOOTSWITCH

PART No. 40100223

LEWMAR

PART No. 40100223

ORIGINAL SIZE A2
 0 10 20 30 40 50
 REFERENCE SCALE IN MM

Unauthorized use, manufacture or reproduction
 in whole or in part is prohibited.